

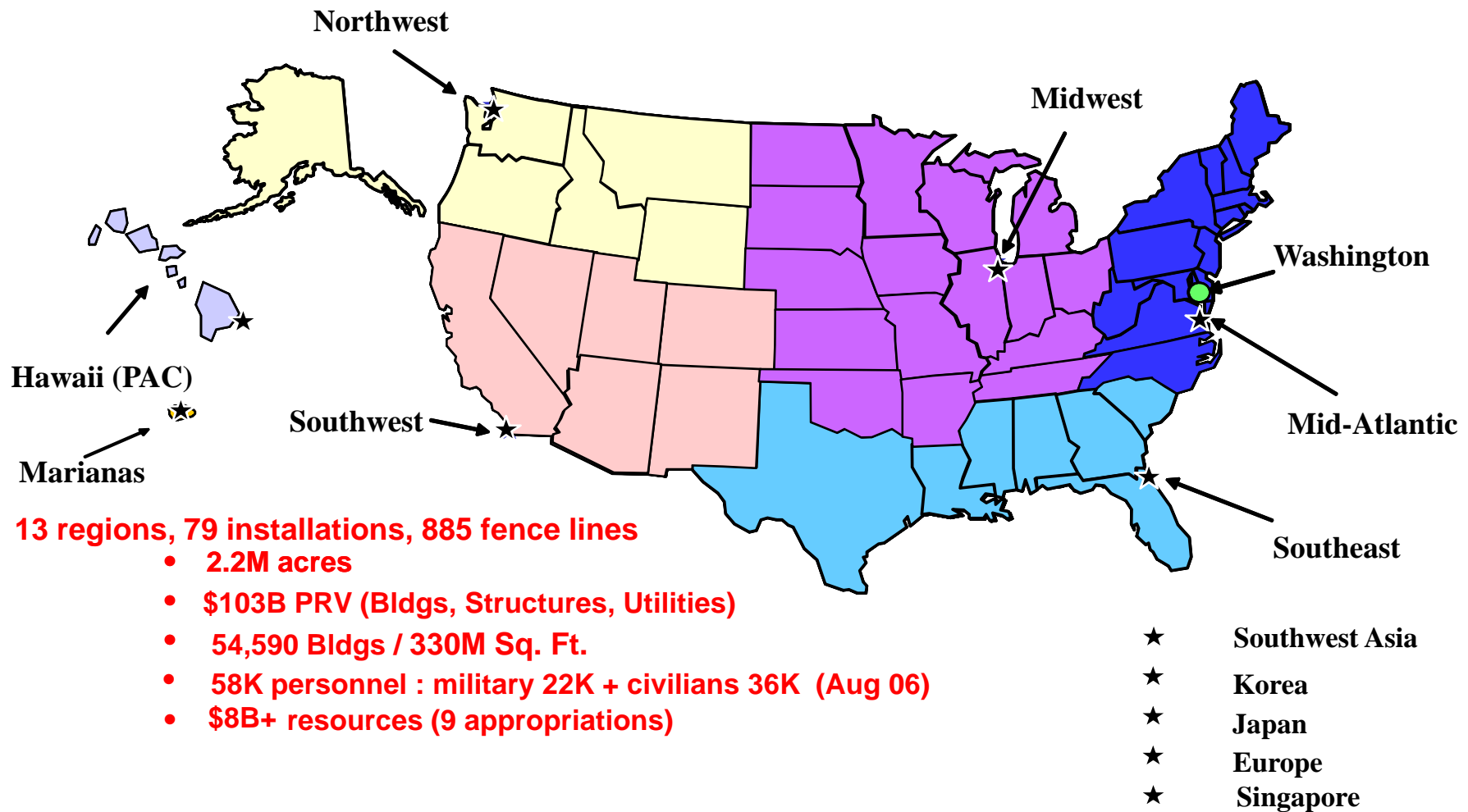


***CAMP PENDLETON DAY
Orange County & San Diego SAME***

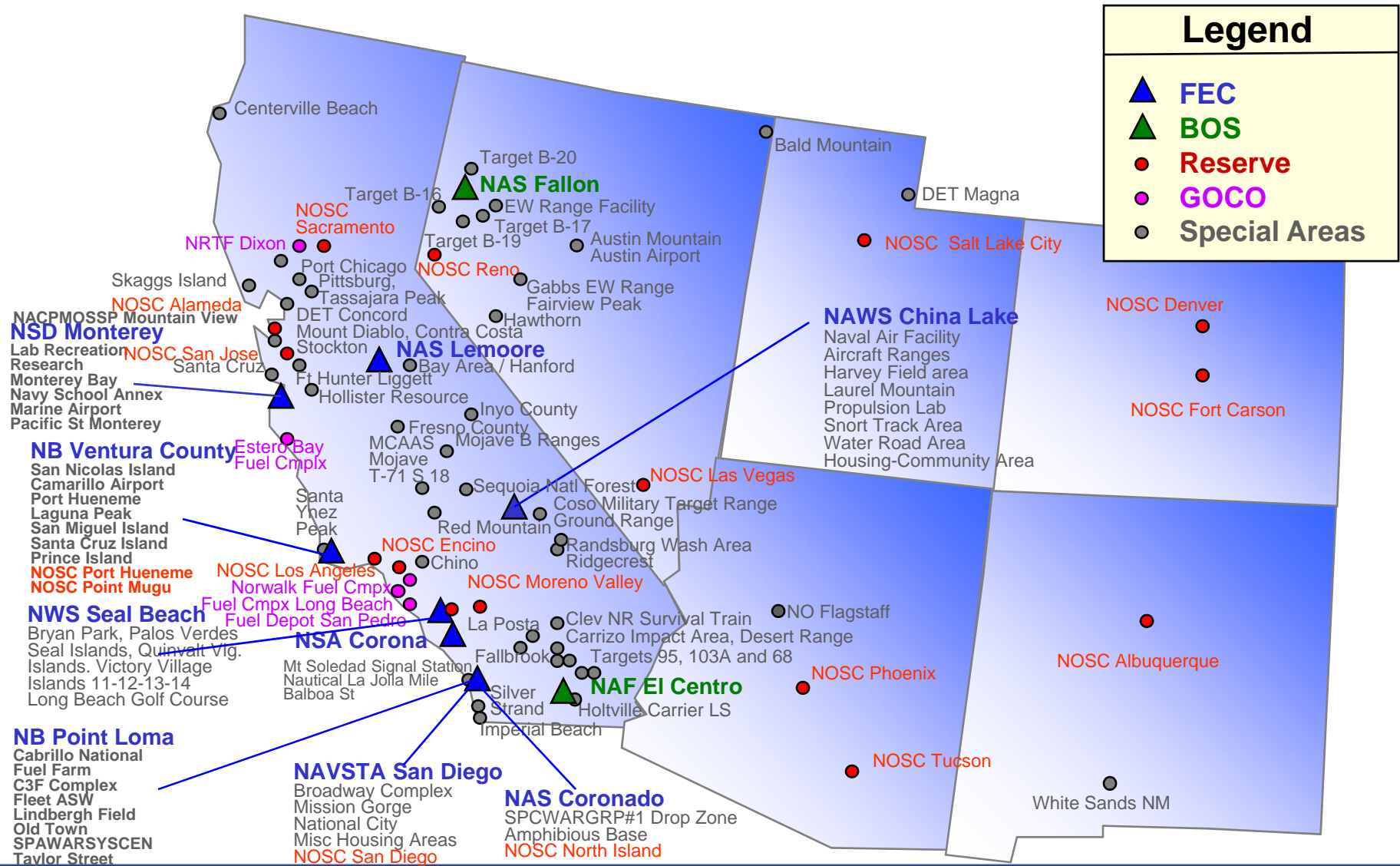
NAVFACSW Environmental Update

**Robert Kirkbright, PE
N45 Environmental Program Manager/
Business Line Coordinator
NAVFAC Southwest
25 June 2009**

CNIC-NAVFAC Alignment

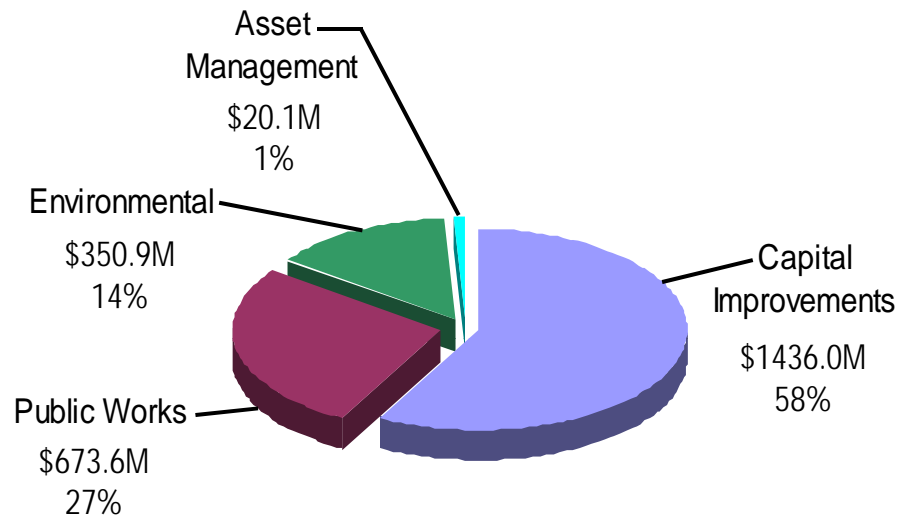


CNRSW Installations and Special Areas

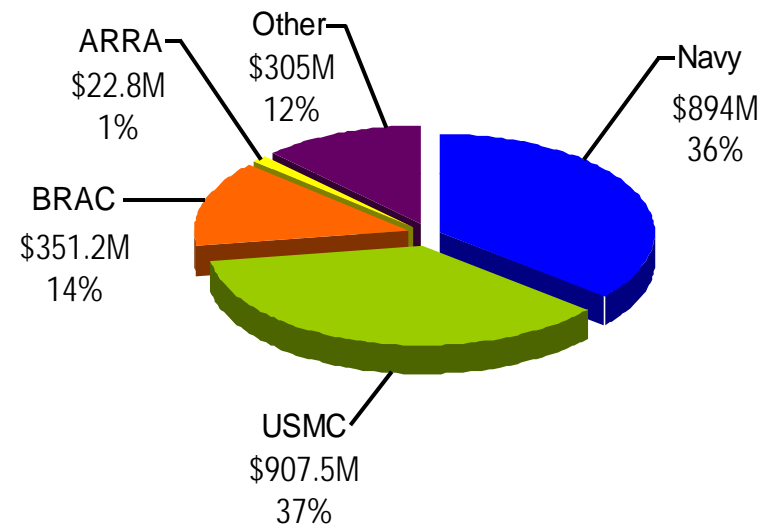


NAVFACSW CLIENTS/SUPPORTED COMMANDS

BUSINESS VOLUME – FY09



Volume by Business Line



Volume by Client

\$2.48 Billion

NAVFACSW Environmental Program Execution



NAF El Centro Environmental monitoring

PROGRAM	FY09 Planned Execution	Current Contract Capacity	FY09 Planned Solicitations
Restoration	\$270M	\$455M	\$127M
Compliance	\$30M	\$212M	\$75M
NEPA/NCR	\$30M	\$184M	\$40M
TOTALS	\$330M	\$851M	\$242M



NWS Seal Beach Wildlife protection



MCAS Miramar Water Quality Monitoring



NALF San Clemente Island Shrike protection

"Top Ten" NAVFAC Environmental Contracts



Contract No.	Title	Contract Type	Contractor	Estimated Annual Cost	FEC	Contract Expir. Date	Geographical Coverage Area
N62470-08-D-1007	RAC	COST PLUS	SHAW Environmental	\$30M	LANT	4/30/2013	Atlantic AOR
N62470-08-D-1000	CLEAN	COST PLUS	CH2M HILL	\$27M	LANT	5/26/2013	Worldwide
N62470-08-D-1001	CLEAN	COST PLUS	TETRA TECH	\$27M	LANT	5/26/2013	Worldwide
N62467-00-D-2451	RAC	COST PLUS	AGVIG-CH2M HILL JV	\$20M	LANT	3/6/2013	CONUS & Other Areas
N62473-06-D-2201	RAC-IV	COST PLUS	TETRA TECH	\$20M	SW	11/8/2010	SW & Other Areas
N62473-07-D-3211	RAC-V	COST PLUS	TETRA TECH	\$20M	SW	8/8/2012	SW & Other Areas
N62473-07-D-3206	SB EMAC	FFP/IDIQ	T N /CAPE/ERS JV/SES-TECH	\$20M	SW	1/29/2013	SW & Other Areas
N62473-07-D-6404	PERMAC	FFP/IDIQ	ITSI/ T N /SHAW/AMEC	\$20M	SW	9/30/2013	SW & Other Areas
N62473-07-D-3212	UR EMAC	FFP/IDIQ	URS/CDM/SHAW/TETRA TECH/BATTELLE/WESTON	\$20M	SW	3/25/2013	SW & Other Areas
N62473-08-D-8801	Range Sustainment MAC	FFP/IDIQ	ERRG/EOD/BERING SEA ECCOTECH/PIKA-Malcolm Pirnie JV	\$20M	SW	3/10/2014	SW & Other Areas

Planned Environmental Contracts



Environmental Restoration

Contract	Total Capacity	Planned Award Date	Type, No of KTRs
8(a) A/E CERCLA/RCRA/UST	\$20M	Oct 09	FP, 1 KTR
SB EMAC	\$100M	Sep 09	FP, Multi KTR
EMAC (Radiological Capable)	\$250M	FY11	FP, Multi KTR
UR EMAC	\$100M	FY10	FP, Multi KTR
UR PERMAC-2	\$250M	FY10	FP, Multi KTR

Data contained herein is based on the best available information and is subject to

change
NAVFAC Southwest

Planned Environmental Contracts



Environmental Services

Contract	Total Capacity	Planned Award Date	Type, No of KTRs
NWCF Environmental Services	\$100M	FY10	FP, 1ktr
NWCF Laboratory Services	\$30M	FY10	FP, 1 ktr

Data contained herein is based on the best available information and is subject to change

Planned Environmental Contracts



Environmental Compliance, NCR, Planning

Contract	Total Capacity	Planned Award Date	Type, No of KTRs
A/E Multi-Media Compliance*	\$75M	Jul 09	FP, 1 ktr
Nat Resources Marine Habitat	\$10M	Oct 09	TBD
A/E NEPA In-Land/Desert	\$20M	June 09	FP, 1 Ktr
Cultural Resources MASC	\$25M	FY10	FP, multi ktrs
NR Habitat Enhancement	\$10M	FY10	FP, 1ktr
Exotic Pest Plant Eradication	\$10M	Dec 09	FP, 1 ktr

* NAVFAC LANT Procurement

Data contained herein is based on the best available information and is subject to change

Environmental Metrics



Contract Type	FY03	FY05*	FY09
SB Contracts	8%	46%	49%**
Fixed Price	20%	72%	81%**
Performance Based	0%	7%	56%***
Multiple Award	5%	13%	58%**

*Actual values based on FY05 M-Line execution data

** Based on FY09 Contract Capacities per FY09-11 Acquisition Strategy.

*** Based on FY09-10 Capacity of PB-Eligible Contracts

QUESTIONS?



Fleet



Fighters



Families